






# Designing with Type

## Form for Unit 1 Individual Projects - Hand rendered project

In the spaces below, complete five small drawings utilizing each of the following letters: A, D, K, Q and W. Uppercase and lowercase letters can be used. Each square can only have one of the required letters for its subject. Option 1: Create five different font styles, one for each letter. Option 2: Create five different abstract designs based on each of the letters. Explore the positive and negative spaces of the letters, the form and shape of the letters, and how they can be made into art. Colored pencils, graphite pencils, ink pens, and markers can be used. Drawings can be in color, black and white, or a combination of colors. In the space provided at the bottom of the assignment submission form, in option 1 explain where you would use one of these fonts, in option 2 explain how one of these illustrations could be used as art in a design. When you have completed the assignment, use a scanner to capture an image of the form, and save it as a pdf and upload to the submission area.



---

---

---

---

---

---

---

---